

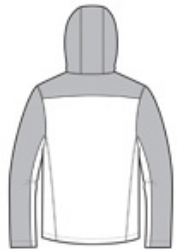


An attached hood and bold colorblocking give this well-priced, water-resistant soft shell extra rain-shielding protection and strong style.

- 100% polyester woven shell bonded to a water-resistant film insert and a 100% polyester microfleece lining
- 1000MM fabric waterproof rating
- 1000G/M2 fabric breathability rating
- Adjustable hood with locking drawcord to customize fit
- Reverse coil zippers
- Full-length interior storm flap with chin guard
- Zippered right chest pocket
- Tricot-lined front zippered pockets
- Open cuffs
- Open hem with locking drawcord



front



back

CARE INSTRUCTIONS

Machine wash cold with like colors only. Non-chlorine bleach when needed. Tumble dry low. Cool iron if necessary.

HOW TO MEASURE







CHEST

With arms down at sides, measure around the upper body, under arms and over the fullest part of the chest.

SIZE CHART

	XS	S	M	L	XL	2XL	3XL	4XL
Chest	32-34	35-37	38-40	41-43	44-46	47-49	50-53	54-57

COLOR INFORMATION

			
Black/ Battleship Grey PMS NTR BLACK C	Dress Blue Navy PMS 533 C	Night Sky Blue/ Dress Blue PMS 654 C	Vine Green/ Battleship Grey PMS 7741 C