

Port Authority® Ladies Silk Touch™ 3/4-Sleeve Polo. L562



Our silky soft, classic polo in a popular sleeve length.

- 5-ounce, 65/35 poly/cotton pique
- Flat knit collar and cuffs
- 4-button placket
- Metal buttons with dyed-to-match plastic rims
- Double-needle armhole seams and hem
- Side vents

CARE INSTRUCTIONS

Machine wash cold with like colors. Use mild detergent. Do not bleach or dry clean. Tumble dry low. Warm iron if necessary.

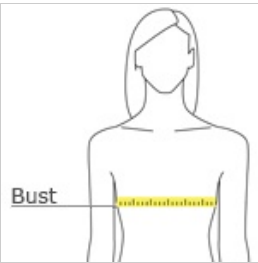


front



back

HOW TO MEASURE











BUST

With arms down at sides, measure around the upper body, under arms and around the fullest part of the bust.

SIZE CHART

	XS	S	M	L	XL	XXL	3XL	4XL
Size	2	4/6	8/10	12/14	16/18	20/22	24/26	28/30
Bust	32-34	35-36	37-38	39-41	42-44	45-47	48-51	52-55

COLOR INFORMATION

							
Black PMS NTR BLACK PMS 644 C	Light Blue PMS 644 C	Light Pink PMS 488 C	Lime PMS 367 C	Navy PMS 533 C	Red PMS 207 C	Royal PMS 654 C	White PMS WHITE